

exactly your profile

blyweert beaufort aluminium

Aluminium windows, doors, screening and facade systems

www.blyweertbeaufort.com





Company profile

Blyweert Beaufort Aluminium are suppliers of premium Aluminium Systems for the production of commercial and residential entrance doors, windows and screening products. Our comprehensive and versatile product ranges are designed to provide solutions for all market sectors including; education, health care, residential, public, leisure, government, retail, custodial and social housing.

Our core principles are:

- Create products in line with client requirements
- Carry out a wide consultation with all potential users of our products prior to their design and launch
- Produce a product range that incorporates features and design benefits that are simply not available on other similar products
- Build on our well established reputation for our total commitment to the environment by actively raising the awareness and importance of sustainability, product life cycle and longevity
- Maintain our framework of responsible sourcing and conserve valuable resources by trying to source the majority of our products within the United Kingdom and from recycled material
- Minimise our carbon footprint by utilising UK based extruders, manufacturers, powder coaters and anodisers

Design Expertise

As a pioneering and innovative aluminium systems company, we have established a reputation for innovative product design and unrivalled technical and product support. We offer information and advice on all aspects including; NBS specifications, technical drawings, product application and performance, structural and thermal calculations, Building Regulations and Window Energy Ratings (WER's). We are constantly developing and designing systems and expanding our product range to meet the ever increasing technological advances of the fenestration industry.

Quality and assurance

Today's market place demands products that are designed to meet stringent building regulations and legislation for security, weather, thermal and structural performance. To ensure that we meet these demands, products have been tested and certified to the latest standards including, Kitemark to BS7950, Kitemark to BS4873, Secured By Design, PAS 23 and PAS 24. We also have long established Management systems in place including BS EN ISO 9001:2000 and BS EN ISO 14001:2004.

Meeting market demand

Our impressive 50,000ft² warehousing and office complex incorporates our purpose built training facility and fabrication centre of excellence. Fully equipped with the latest equipment and technology, we offer certified training courses on all products throughout the Beaufort range. Focusing on manufacturing techniques, improved productivity and ensuring that our products are fabricated to the highest of industry standards, we ensure that we have the product range and fabrication base in place to meet an ever growing market place.

Support is key

We believe that support is the key to building successful partnerships and providing the reassurance to clients, contractors and architects that we will always be on hand to offer advice, provide detailed information and work closely together in every aspect of a project. As part of our support package, we offer design and specification advice, estimating support, contract specific support and supervision, installation methods and advice and information on sustainability and the environment.



National distribution

We have an extensive, quality approved dealership network covering all of the United Kingdom. Our fabricator base offer a full range of support ranging from design and surveying to glazing and installation.



All fabricators undergo regular, audited product training to ensure they are fully conversant with our entire product range and applications. We pro actively help customers to implement quality management systems and factory production controls to ensure they meet the highest standards achievable.

performance & accreditation

Aluminium offers the best in appearance & performance



www.blyweertbeaufort.com



"We believe strongly in developing a sound supply chain - from initial design to final installation - rest assured we will provide the support and infrastructure for all aspects of your project".

Nigel Yates - Managing Director

Tested Tried Trusted

Extensive testing procedures are undertaken before any of our product ranges are launched to the market. Blyweert Beaufort Aluminium currently holds the following accreditations:

- Kitemark to BS7950
- Kitemark to BS4873
- Secured By Design
- PAS 23 General Performance for Doors
- PAS 24 Enhanced Security for Doors
- LPS 1175 (SR2) Security for Doors
- BS EN ISO 9001:2000 Quality Management Systems
- BS EN 14001:2004 Environmental Management Systems

We are also members of:

- Council for Aluminium in Building (CAB)
- Centre for Window and Cladding Technology (CWCT)
- National Building Specification (NBS)
- British Fenestration Rating Council (BFRC)



product selector

The blyweert range - solutions for the architectural fenestration market.



www.blyweertbeaufort.com



blyweert® Range

The blyweert range of products provides solutions for the architectural fenestration market. The range is specifically designed for the demanding commercial sector includes products to cater for large opening vents, structural facades and large expanse glazing offering performance suited to both low level and high rise applications. The blyweert range encompasses a variety of thermally enhanced commercial window, door, screening and facade products that gives you the flexibility to create impressive, functional and high performance architectural fenestration.

	Application			Material	Locking	Hardware	Joining	Performance				
	Light Duty Medium Duty Heavy Duty	Aluminium & Polyamide Aluminium Thermal Break (Resin) Dual Colour	Single Point Two Point Multiple Point	Egress (or butt hinge) Standard (or rebate hinge) Heavy Duty	Crimp Mechanical	Sustainable & Recyclable NBS Specification Weather Performance Acoustic Performance Thermal Performance Security Performance						
Apollo	<div><div></div><div></div></div>	<div><div></div><div></div></div>	<div><div></div><div></div></div>	<div><div></div><div></div><div></div></div>	<div><div></div><div></div><div></div></div>	<div><div></div><div></div></div>	<div><div></div><div></div><div></div><div></div><div></div></div>					
Triton	<div><div></div><div></div></div>	<div><div></div><div></div></div>	<div><div></div><div></div></div>	<div><div></div><div></div><div></div></div>	<div><div></div><div></div><div></div></div>	<div><div></div><div></div></div>	<div><div></div><div></div><div></div><div></div><div></div></div>					
Triton HI	<div><div></div><div></div></div>	<div><div></div><div></div></div>	<div><div></div><div></div></div>	<div><div></div><div></div><div></div></div>	<div><div></div><div></div></div>	<div><div></div><div></div></div>	<div><div></div><div></div><div></div><div></div><div></div></div>					
Triton POV	<div><div></div><div></div></div>	<div><div></div><div></div></div>	<div><div></div><div></div></div>	<div><div></div><div></div><div></div></div>	<div><div></div><div></div></div>	<div><div></div><div></div></div>	<div><div></div><div></div><div></div><div></div><div></div></div>					
Notus	<div><div></div><div></div></div>	<div><div></div><div></div></div>	<div><div></div><div></div></div>	<div><div></div><div></div><div></div></div>	<div><div></div><div></div></div>	<div><div></div><div></div></div>	<div><div></div><div></div><div></div><div></div><div></div></div>					
Krios	<div><div></div><div></div></div>	<div><div></div><div></div><div></div></div>	<div><div></div><div></div><div></div></div>	<div><div></div><div></div><div></div></div>	<div><div></div><div></div></div>	<div><div></div><div></div></div>	<div><div></div><div></div><div></div><div></div><div></div></div>					
LPS 1175 Commercial Door	<div><div></div><div></div></div>	<div><div></div><div></div></div>	<div><div></div><div></div></div>	<div><div></div><div></div></div>	<div><div></div><div></div></div>	<div><div></div><div></div></div>	<div><div></div><div></div><div></div><div></div><div></div></div>					
Kratos	<div><div></div><div></div></div>	<div><div></div><div></div><div></div></div>	<div><div></div><div></div></div>	<div><div></div><div></div></div>	<div><div></div><div></div></div>	<div><div></div><div></div></div>	<div><div></div><div></div><div></div><div></div><div></div></div>					

Apollo

Product Overview:

Apollo is a 2 chamber aluminium window and door system designed to offer robust and affordable product performance.. Apollo provides a solution to most standard window and door sizes and with its wide range of profile options, it allows you to create any style and design.



Triton

Product Overview:

Triton is a 3 chamber, high performance aluminium window and door system. Both frame and sash profiles incorporate a third chamber allowing greater strength, functionality and thermal performance. Triton is available in 3 different styles; Soft-Line, Square and Linea each offering a slightly different aesthetic depending on the design and application required.



Triton HI

Product Overview:


Triton HI is a 3 chamber High Insulation aluminium window and door system designed to offers you sound product performance combined with exceptional thermal performance. Triton HI is designed to offer you maximum flexibility in design and functionality. Triton HI incorporates patented Spidertechnology[®] ABS strips which allow you to achieve the high thermal insulation without expansive system changes.



Triton POV

Product Overview:

Triton POV is a 3 chamber aluminium window incorporating parallel opening vents. Triton POV is designed to offer optimum, balanced and effective natural ventilation of the building. Parallel Opening Vents vents can be restricted to 40mm openings and still provide whole perimeter ventilation and effective air exchange.



Notus

Product Overview:

Notus Inline Sliding Door system allows you to create various door combinations of both fixed lights and sliding doors. Notus is available in single, double and triple track options allowing you to create the exact style to compliment any application. Unique design and high performance hardware offers effortless and consistent operation.



Krios

Product Overview:

Krios is designed to provide a versatile and flexible solution to shop fronts, entrances and ground floor framing. Krios is a comprehensive and high performing system that includes thermally broken screening, a range of high-traffic, anti-finger trap doors suitable for both single and double storey application.



LPS 1175 Commercial Door

Product Overview:

LPS1175 (SR2) Commercial Door System is the very latest in security door performance. Tested and certified to BRE's LPS1175 Security Rating 2, the commercial door system provides secure resistance to intruder attack by combining the inherent strength and durability of aluminum along with the very latest in security hardware.



Kratos


Product Overview:

Kratos curtain walling systems gives you the flexibility to create impressive, high performing and functional façades designed to allow maximum solar penetration into the building. The system is thermally broken and can incorporate fixed lights, opening vents and a full range of doors. Kratos curtain walling can be faceted, curved or angled to provide large expanses of uninterrupted glazing.



product selector

The Beaufort Range - solutions for both residential and light commercial markets



www.blyweertbeaufort.com



beaufort®
Range

The beaufort range® of products provide a solution for a wide spectrum of markets sectors. The range encompasses a variety of thermally enhanced window, door and screening products that have been rigorously tested to surpass the very latest in performance criteria, British Standards and Building Regulations. The beaufort range® is one of the most highly tested and high performing ranges available in the UK today.

	Application	Material	Locking	Hardware	Joining	Performance				
	Light Duty Medium Duty Heavy Duty	Aluminium & Polyamide Aluminium Thermal Break (Resin) Dual Colour	Single Point Two Point Multiple Point	Egress (or butt hinge) Standard (or rebate hinge) Heavy Duty	Crimp Mechanical	Sustainable & Recyclable NBS Specification	Weather Performance	Acoustic Performance	Thermal Performance	Security Performance
Residential Casement	• •	• •	• • •	• •	• •	• • 5/5	5/5	5/5	5/5	5/5
Steel Replacement System	• •	• •	• • •	• • •	•	• • 5/5	5/5	5/5	5/5	5/5
Fully Reversible	• • •	• •	• •	•	•	• • 4/5	4/5	4/5	4/5	4/5
Commercial Casement	• •	• •	• •	• • •	• •	• • 5/5	5/5	5/5	5/5	5/5
Tilt Before Turn System	• •	• •	• •	• • •	•	• • 5/5	5/5	5/5	5/5	5/5
Window Walling	• •	• •	• • •	• • •	• •	• • 5/5	5/5	5/5	5/5	5/5
Entrance Doors	• •	•	• •	•	•	• • 4/5	4/5	4/5	4/5	4/5
Inline Sliding Doors	• •	• •	•		•	• • 4/5	3/5	4/5	3/5	
Folding Sliding Doors	• •	• •	•		• •	• • 4/5	4/5	4/5	5/5	

Residential Casement

Product Overview:

Residential Casements are in a wide range of styles and designs including top, side and bottom hung. Windows can be made to project in or out and to suit a wide variety of applications.



Steel Replacement

Product Overview:

The perfect solution for the replacement of existing steel windows. Available in a wide range of styles and designs including top, side and bottom hung. Designed to replicate the appearance and slim sight lines of steel windows whilst offering superior security, weather and thermal performance.



Fully Reversible

Product Overview:

Fully Reversible windows are designed to provide solutions to high-rise buildings where functionality and ease of cleaning are paramount. The systems does not encroach inside the building as the mechanism allows the opening sash to completely rotate on itself whilst remaining outside the buildings structure.



Commercial Casement

Product Overview:

Commercial Casements are available in a wide range of styles and designs including top, side and bottom hung. Windows can be made to project in or out. The Commercial Casement provides a clean, flat and robust appearance to compliment the buildings overall aesthetics.



Tilt Before Turn System

Product Overview:

Suited for both residential and commercial applications, Tilt Before Turn windows provide an ideal solution for high-rise applications where internal glazing and ease of cleaning are essential. Windows are available in Tilt Before Turn, Tilt or Turn only.



Window Walling

Product Overview:

Window walling provides a low cost alternative to curtain walling. A wide variety of framing options, structural mullions, transoms and couplings make the system ideal for medium-rise applications. Incorporating both fixed light options and a range of openable sashes.



Entrance Door

Product Overview:


Designed to suit both light and medium traffic installations, entrance doors are available in a wide range of styles and designs. A full range of door hardware is available including colour matched handles, Insurance approved multi point locks, low thresholds and emergency exit devices.



Inline Sliding Door

Product Overview:

The Inline Sliding Door system allows you to create 2, 3 and 4 panel combinations of both fixed lights and sliding doors. The system incorporates a full range of hardware including built-in night ventilation, multi-point locks, anti-slam and anti-lift devices and heavy duty, stainless steel tandem rollers ensure easy and smooth operation.



Folding Sliding Door

Product Overview:

Folding Sliding Doors help create an open, flexible and modern space for both living and working environments. Available in a range of styles and designs, panels can be stacked inside or outside of the room, to the left, right or split to stack on both sides. Door sets can be manufactured to replace entire walls to help maximise your opening space.



target markets

Product ranges that are providing solutions to all market sectors



www.blyweertbeaufort.com



Aluminium in **Education**




Aluminium in **Commercial**



Aluminium in **Health care**



Aluminium in **Retail**



Aluminium in **Public & Leisure**




Aluminium in **Social Housing**



Aluminium in **Residential**

Blyweert Beaufort Aluminium systems are used in a wide variety of construction styles. Our systems have been designed and tested to meet the most stringent standards laid down in the industry for security performance, weather performance, functionality and ease of use.



Blyweert Beaufort Aluminium Limited
Imperial Park, Celtic Way, Newport, NP10 8BE

Tel: 01633 81 04 40

Fax: 01633 81 60 04

Email:

